



Community Needs Assessment

2025

About Orchard Hospital

Orchard Hospital located in Gridley, California is a 501(c)(3) Critical Access Hospital offering 24-hour emergency services, in-patient, outpatient, and rural health clinic services. Orchard Hospital is dedicated to always providing the finest personalized healthcare to North Valley communities by offering a wide range of integrated services, from prevention through treatment to wellness.

Orchard Hospital is the only acute care hospital in Gridley, as well as along the Highway 99 corridor between Sacramento and Chico, providing much-needed emergency care for travelers.

Orchard Hospital is certified for 24 general acute care beds (4 Monitored Beds and 20 Unspecified General Acute Care) and offers a wide range of healthcare services.

1

OUR MISSION

Our Mission is to Improve the Health and Well-being of our Community. Achieving this requires clear priorities, supportive leadership, and staff and community collaboration, which will be engrained in our HERO Values.

2

OUR VISION

At Orchard Hospital, our Vision to Provide Quality Health Care Close to Home, is consistent with the direction of the Orchard Hospital Board of Directors with three main goals in mind:

- Provide High-quality healthcare in the services we provide.
- Promote healthy lifestyles with focus on obesity prevention and management, starting with our youth.
- Implement key strategies important to our communities that allow us to achieve sustainable operating margins.

3

OUR VALUES

At Orchard Hospital, our governance and decision-making will always be based upon integrity, respect, innovative processes, ethical foundations, and continual self-improvement.

H - Honesty and Integrity

We will make decisions with honesty and integrity that will ensure Orchard Hospital's future.

E - Engaged and Empowered Staff

We will hire staff that are engaged and empowered to make a positive difference in the lives of our patients and each other.

R - Responsive

We will respond to the needs of our community by implementing programs that align with our Community Health Needs Assessment (CHNA).

O - Outcomes-Driven


We will be recognized for having excellent outcomes for the services we provide at Orchard Hospital.

4

THANK YOU

Orchard Hospital would like to extend our deepest gratitude to American Advanced Management. In 2023, when our hospital was facing the very real possibility of closure, AAM took over management and implemented critical enhancements that stabilized and improved our facility. Their guidance and support have been instrumental in ensuring that Orchard Hospital remains open, continuing to provide essential, high-quality healthcare to our community. We are profoundly thankful for their partnership and commitment to the health and well-being of our patients.

Our Services



Orchard Hospital is dedicated to delivering exceptional, high-quality care to our community. We ensure that you and your loved ones have access to the medical services you need—right here, close to home.

Hospital Services

- Cardiology Services
- Social Services
- Emergency Services
- Imaging Services
- Respiratory Care
- Cardiopulmonary
- Laboratory
- Physical Therapy
- Senior Life Solutions
- Clinic Services

Health Clinic Services

- Laboratory
- Digital Radiology
- DEXA Scanning
- Digital Mammography
- Ultrasound
- Physicals
- Workers Comp
- Industrial Medicine
- Drug Screening
- Psychotherapy
- Physical Therapy
- Internal Medicine
- Orthopedics
- OB/GYN
- Behavioral Health

Purpose and Overview

Under the Affordable Care Act, hospitals throughout the country are required to conduct a Community Health Needs Assessment (CHNA) every three years.

The primary purpose of conducting a CHNA is to objectively look at the current health needs of a community, as well as the existing resources available to address those needs, then prioritize the unmet health needs and create an action plan to address them in the coming years.

Using the community feedback and health data gathered, the resulting response and action plan will help shape programs over the next three years

Report Adoption, Availability and Comments

This CHNA report was adopted by the Orchard Hospital Board of Trustees on XXXXXX.

This report is widely available to the public on the hospital's website, www.orchardhospital.com.
Written comments on this report can be submitted to info@orchardhospital.com

2022 CHNA Response

In 2022, Orchard Hospital partnered with Butte County Public Health and the three other hospitals in our county to conduct a Community Health Needs Assessment. The outcome was an action plan that committed the focus of our community outreach efforts on three main areas affecting the health of our community:

- Access to Care
- Mental health and Substance Use Disorders
- Chronic Disease and Conditions

Orchard Hospital is committed to identifying opportunities to collaborate with community partners throughout the region to break down barriers associated with these pressing health and social needs, as well as providing the education and other tools members of our community need to be proactive in their health and lifestyle choices.

2022 Action Plan and Results

Access to Healthcare

Key Issue: Lack of providers and difficulty finding doctors in Butte County.

Orchard Hospital's Commitment:

- Expanded specialty services to reduce the need for out-of-area healthcare.
- Enhanced our online presence to improve accessibility.
- Created a list of local healthcare resources on our website.

Mental Illness & Substance Abuse

Key Issue: Rising concerns around mental health and substance abuse, including alcohol, tobacco, illicit drugs, and opioids.

Orchard Hospital's Commitment:

- Promoted smoking cessation programs for both youth and adults.
- Provided a dedicated pain management provider to ensure responsible prescription pain medication management.
- Expanded mental health services with a Behavioral Health Clinician.
- Developed an adolescent behavioral health facility to better serve the community.

Chronic Disease

Key Issue: Ongoing need for better management and support for chronic conditions.

Orchard Hospital's Commitment:

- Created a directory of local resources to help patients manage chronic illnesses.
- Expanded clinic services to improve access to care and ongoing treatment.

Prioritization Process

Significant needs were identified through a review of the secondary health data and validation through community stakeholder surveys. The significant needs identified are as follows:

- Access to Care
- Chronic Disease & Obesity
- Mental Health Issues
- Substance Abuse

From 2025-2028, Orchard Hospital will address the following health needs through a commitment of community programs and resources.

Orchard Hospital's CHNA Oversight Team:

The CHNA Oversight Team is responsible for reviewing community survey responses, analyzing health data, and evaluating the needs of the population we serve. This team plays a critical role in prioritizing community health needs and guiding the development and implementation of strategies to improve health outcomes. By ensuring that plans are informed by both data and community input, the Oversight Team helps Orchard Hospital focus resources where they are most needed to support a healthier community.

Landon Stark, Regional Director of Business Development

Kirsten Storne-Piazza, Director of Psychiatric Programs

Julie A. Bunn, Director of Provider Relations

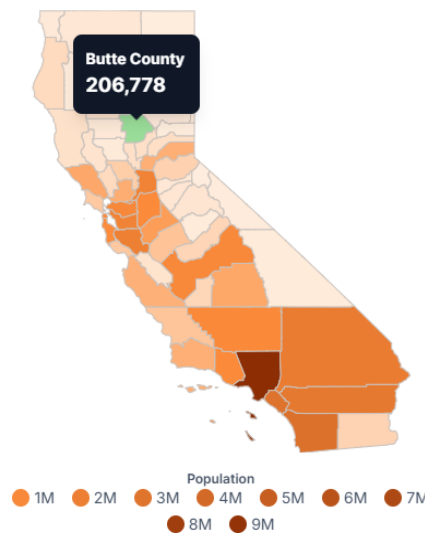
Michelle Schiewek, Risk and Case Management Manager

Our Service Area & Community Profile

Orchard Hospital is located at 240 Spruce St., Gridley, CA 95948. The service area includes five communities consisting of 5 ZIP Codes in Butte County

Zip Code	City
95948	Gridley
95917	Biggs
95974	Richvale
95965	Oroville
95966	Oroville
95953	Live Oak

California County Populations



Butte County

2025 Population	206,778
Density (mi ²)	126.39
Growth Since 2020	-1.61%
State Population Rank	28

Source: US Census State Population Estimates - Most recent state estimates from the Census Bureau's Population Estimates Program

Butte County is in the Northern portion of the Sacramento Valley Region of North Central California and encompasses approximately 1,677 square miles, of which 1,636.5 square miles are land and 41 square miles are water. According to the 2024 California Department of Finance County Population State and County Population Estimates, California's population is 39,368,613, and Butte County is ranked the 28th largest county with a population of 206,778.

Population By Gender:

	Butte County	California
Male	49.9%	50.1%
Female	50.1%	49.9%

U.S. Census Bureau. "ACS Demographic and Housing Estimates." American Community Survey, ACS 5-Year Estimates Data Profiles, Table DP05, https://data.census.gov/table/ACSDP5Y2022.DP05?t=Populations+and+People&g=040XX00US06_050XX00US06007. Accessed on 7 Oct 2025.

Population By Age:

	Butte County		California	
	Number	Percent	Number	Percent
Age 0-4	10,807	5.2%	2,118,386	5.4%
Age 5-17	30,713	14.8%	6,380,620	16.3%
Age 18-24	30,393	14.7%	3,663,563	9.5%
Age 25-44	52,469	25.3%	11,139,847	28.5%
Age 45-64	44,451	21.4%	9,568,024	24.5%
Age 65-74	22,920	11.1%	3,568,539	9.1%
Age 75-84	10,922	5.3%	1,878,688	4.8%
Age 85+	4,628	2.2%	711,675	1.8%

U.S. Census Bureau. "ACS Demographic and Housing Estimates." American Community Survey, ACS 5-Year Estimates Data Profiles, Table DP05, https://data.census.gov/table/ACSDP5Y2022.DP05?t=Populations+and+People&g=040XX00US06_050XX00US06007. Accessed on 7 Oct 2025.

Race & Ethnicity:

	Number	Percent	Number	Percent
White, non-Hispanic	134,019	64.6%	13,160,426	33.7%
Hispanic or Latino	39,598	19.1%	15,732,184	40.3%
Multiracial	13,488	6.5%	1,663,222	4.3%
Asian, non-Hispanic	11,560	5.6%	5,957,867	15.3%
Black or African American, non-Hispanic	3,406	1.6%	2,025,218	5.2%
American Indian or Alaska Native, non-Hispanic	2,363	1.1%	103,030	0.3%
Other	1,969	0.9%	251,618	0.6%
Native Hawaiian/other Pacific Islands, non-Hispanic	900	0.4%	135,777	0.3%

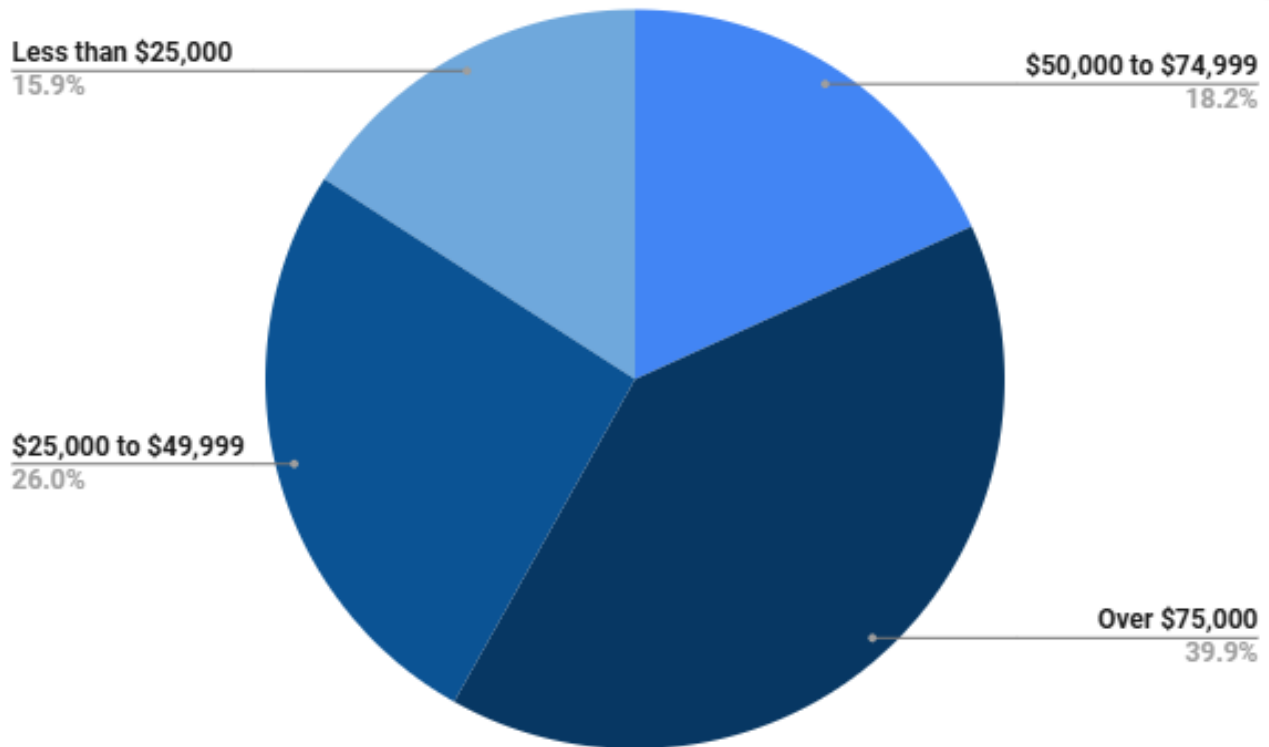
U.S. Census Bureau. "ACS Demographic and Housing Estimates." American Community Survey, ACS 5-Year Estimates Data Profiles, Table DP05, https://data.census.gov/table/ACSDP5Y2022.DP05?t=Populations+and+People&g=040XX00US06_050XX00US06007. Accessed on 7 Oct 2025.

Languages Spoken:

	Butte County	California
Population, 5 years and older	196,496	36,910,956
Only English	84.9%	55.6%
Spanish	9.6%	28.3%
Asian or Pacific Islander Language	3.3%	10.0%
Indo-European language	1.9%	4.9%
Other language	0.2%	1.2%

U.S. Census Bureau. "ACS Demographic and Housing Estimates." American Community Survey, ACS 5-Year Estimates Data Profiles, Table DP05, https://data.census.gov/table/ACSDP5Y2022.DP05?t=Populations+and+People&g=040XX00US06_050XX00US06007. Accessed on 7 Oct 2025.

Household Income:



Source: Orchard Hospital Community Health Needs Survey 2025

Education Level of Adults, 25 Years and Older

	Butte County	California
Population 25 years and older	135,390	26,866,773
Less than 9th grade	3.7%	8.8%
Some high school, no diploma	6.2%	6.5%
High school graduate	21.0%	20.5%
Some college, no degree	25.0%	19.3%
Associate degree	9.6%	7.9%
Bachelor's degree	21.6%	22.5%
Graduate or professional degree	13.0%	14.4%

U.S. Census Bureau. "ACS Demographic and Housing Estimates." American Community Survey, ACS 5-Year Estimates Data Profiles, Table DP05, https://data.census.gov/table/ACSDP5Y2022.DP05?t=Populations+and+People&g=040XX00US06_050XX00US06007. Accessed on 7 Oct 2025.

By examining the community's demographic and socioeconomic profile, we gain a clearer understanding of the population we serve and the unique needs within our service area. This analysis helps the hospital ensure that our services are aligned with the health priorities of the community, allowing us to provide a broad range of programs and resources that support overall well-being, promote health equity, and address disparities across age, income, and insurance coverage.

Access to Care:

Access to health care is a key objective in Healthy People 2030, reflecting its vital role in promoting overall health and reducing disparities. Ensuring that individuals can obtain timely and affordable care improves health outcomes and enhances quality of life.

Having a regular source of primary care supports early detection and management of health conditions, builds trust between patients and providers, and increases the likelihood of receiving preventive and coordinated care. Access to mental and behavioral health services is equally important, as mental well-being is closely linked to physical health and the ability to maintain healthy lifestyles.

Improving access to comprehensive health services remains essential for supporting healthier, more resilient communities.

Insurance Coverage:

	Total Population	Children Ages 0-18	Adults Ages 19-64	Senior Adults Ages 65 and Older
Butte County	93.4%	97.2%	90.1%	99.7%
California	92.9%	96.6%	90.0%	98.9%

U.S. Census Bureau. "Selected Characteristics of Health Insurance Coverage in the United States." American Community Survey, ACS 1-Year Estimates Subject Tables, Table S2701, <https://data.census.gov/table/ACSST1Y2024>.

Insurance Coverage by Type of Coverage:

	Butte County	California
Medi-Cal	19.5%	21.9%
Medicare only	1.3%	1.4%
Medi-Cal and Medicare	3.4%	3.5%
Medicare and others	13.9%	11.7%
Other public	*0.8%	1.1%
Employment-based	47.4%	50.0%
Private purchase	8.7%	4.7%
Uninsured	5.0%	5.8%

U.S. Census Bureau. "Selected Characteristics of Health Insurance Coverage in the United States." American Community Survey, ACS 1-Year Estimates Subject Tables, Table S2701, <https://data.census.gov/table/ACSST1Y2024>.

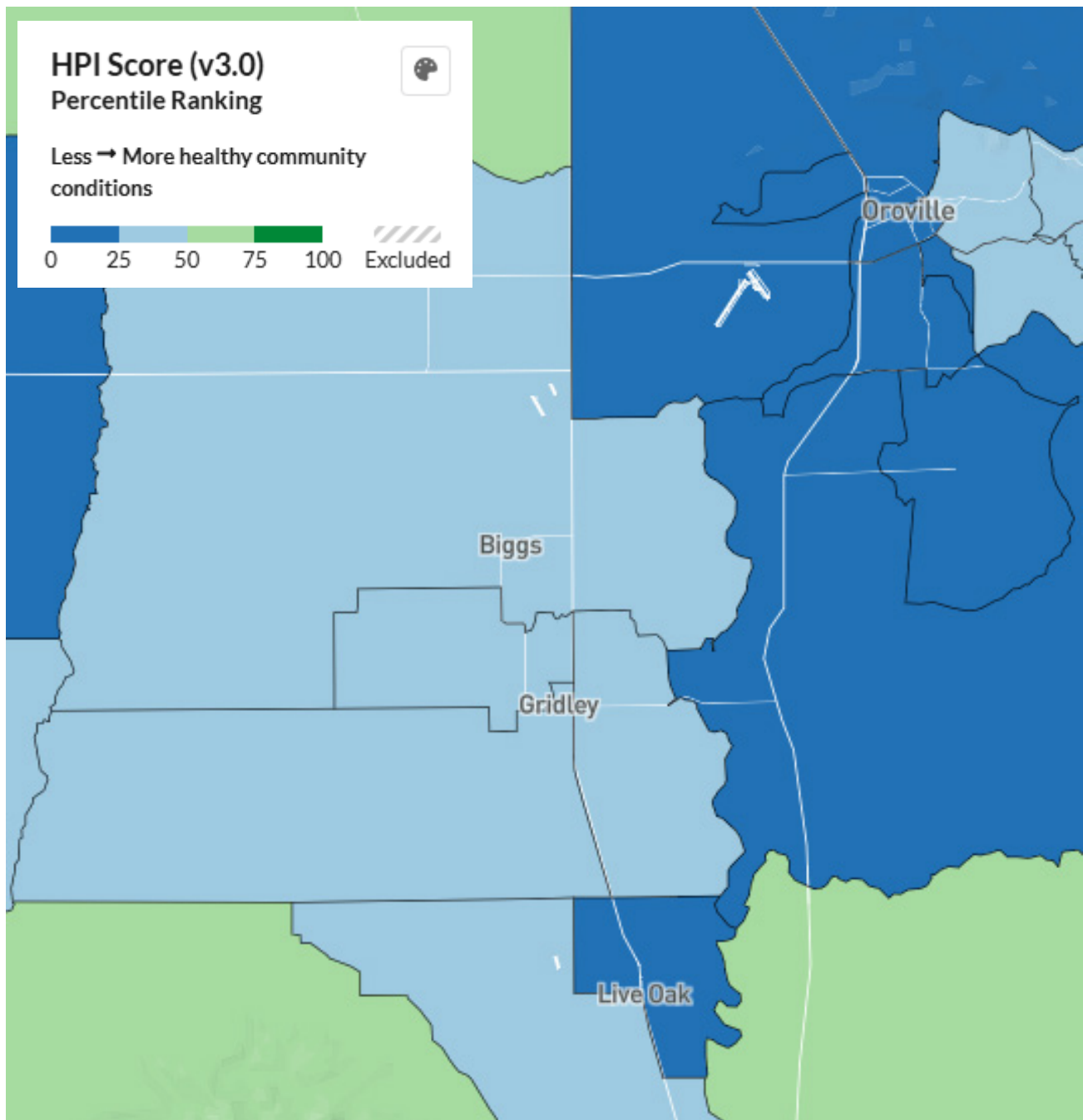
Insurance Coverage by Type of Coverage:

	Butte County	California
Very difficult	*21.4%	47.1%
Somewhat difficult	74.0%	25.7%
Not too difficult		16.3%
Not at all difficult	*4.6%	10.9%

U.S. Census Bureau. "Selected Characteristics of Health Insurance Coverage in the United States." American Community Survey, ACS 1-Year Estimates Subject Tables, Table S2701, <https://data.census.gov/table/ACSST1Y2024>.

Butte County HPI

The California Healthy Places Index (HPI) measures socioeconomic conditions linked to health outcomes. It combines 25 community factors into one score, available by census tract or larger area. The HPI also provides eight sub-scores across key areas: economy, education, transportation, social, neighborhood, health care access, housing, and environment. Developed through statistical modeling, it identifies healthy communities and the factors that influence life expectancy.



Source: Public Health Alliance of Southern California, the California Healthy Places Index (HPI) Map, accessed October 7th, 2025.
<https://map.healthyplacesindex.org>

While the Healthy Places Index highlights the social and economic factors that can affect health outcomes in Butte County, understanding the availability of healthcare providers is essential to assessing how well the community can access needed care. Provider ratios help identify gaps in services and inform strategies to ensure residents have timely access to primary, specialty, and mental health care.

Access to Care - Provider Shortages

Butte County continues to face challenges in accessing primary care and mental health services. While dental care shortages have been resolved, certain areas of the county still experience limited access to primary care providers. Mental health access remains a concern across the entire county, as it continues to meet criteria for a Mental Health Shortage Area. Population-to-provider ratios show that the county has fewer primary care physicians per capita compared to the state overall, though the number of non-physician primary care providers—such as nurse practitioners and physician assistants—is higher than the state average. Mental health provider ratios are also above the state average, yet demand still exceeds supply, highlighting ongoing gaps that affect community access to care.

Population to Provider Ratios:

	Butte County		California	
	Number	Ratio	Number	Ratio
Primary care physicians	122	1,707:1	31,820	1,233:1
Dentists	168	1,234:1	36,261	1,076:1
Mental health providers	1,772	117:1	175,563	222:1

Source: County Health Rankings, 2024. (Measures used data from 2021, 2022, and 2023) <http://www.countyhealthrankings.org>

Ability to Get Appointment in Timely Manner:

	Butte County	California
Always able	25.0%	23.3%
Usually able	14.5%	26.6%
Sometimes able	41.7%	29.5%
Never able	18.8%	20.6%

Source: 2021, 2022, 2023 California Health Interview Survey, accessed on October 7th, 2025

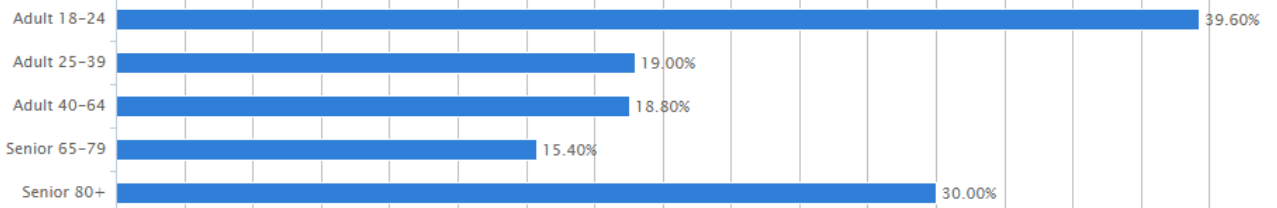
Reason for Delayed Care:

	Butte County	California
Cost, lack of insurance or other insurance issue	41.9%	31.2%
Personal and other reasons	28.2%	25.9%
Health care system/provider issues and barriers	18.6%	25.9%
COVID-19	11.3%	17.0%

Source: 2021, 2022, 2023 California Health Interview Survey, accessed on October 7th, 2025

Limited access to timely care, whether due to provider availability, cost, or other barriers, can result in increased use of emergency services. Examining ER visits over the past 12 months helps illustrate how these access challenges impact the community and where additional resources may be needed.

Visited the Emergency Room in the Last 12 months:



Source: 2021, 2022, 2023 California Health Interview Survey, accessed on October 7th, 2025

Access to Care - Preventative Practices

Preventive care is an essential piece of the health continuum. Rather than waiting for illness to progress, routine screenings, wellness visits, and vaccinations allow earlier intervention, reduce long-term costs, and improve overall health in the community.

In Butte County, preventive care utilization shows a mixed picture. Many residents receive recommended screenings such as mammograms, colorectal cancer tests, blood pressure checks, and diabetes monitoring. But uptake is uneven across socioeconomic groups and geographic areas. Barriers including cost, transportation, limited appointment availability, and health literacy continue to suppress full utilization in some segments of the population.

Statewide and national data reinforce the ongoing need for preventive emphasis. California still faces a persistent shortage of primary care access: about 38 % of the state's population lives in areas designated as primary care shortage zones as of 2025. To meet demand, forecasts suggest California will need several thousand more primary care clinicians by 2025. These pressures make preventive services even more critical, as stronger primary care capacity helps reduce reliance on costly specialty and emergency interventions.

Mental and behavioral health services also remain a pressing need. All 58 California counties are projected to face shortages in non-prescribing licensed clinicians in 2025, often including psychologists, counselors, and social workers. Even though some provider ratios in Butte may appear favorable compared to state averages, demand continues to outstrip supply, particularly for specialty mental health care.

Orchard Hospital and its partners are committed to strengthening preventive care across the county. Initiatives include:

- Community outreach and education about screening schedules and vaccine importance
- Partnerships with local clinics and public health to extend outreach and capacity
- Tracking and reporting metrics to identify gaps and adjust strategies

By prioritizing preventive practices, we aim to reduce avoidable hospitalizations, close disparities in care access, and support long-term wellness across Butte County.

California Health Interview Survey, 2021–2023

California Health Care Access and Information (HCAI), Supply and Demand Modeling for California's Behavioral Health Workforce, 2025

California Healthline, California's Primary Care Shortage Persists, Workforce Report Finds, 2025

Let's Get Healthy California, Increasing Access to Healthcare Providers, 2025

Access to Care - Healthy Behaviors

Preventative care plays a critical role in supporting healthier lifestyles and reducing the risk of chronic disease. Many health outcomes are closely linked to individual behaviors such as maintaining a healthy weight, avoiding tobacco use, limiting alcohol consumption, staying physically active, and practicing safe sex. These behaviors don't just impact individual well-being—they also affect community health, health care costs, and long-term quality of life.

Obesity, for example, increases the risk of serious conditions like heart disease, diabetes, and certain cancers. Similarly, tobacco and excessive alcohol use remain leading preventable causes of illness and death in the U.S. Physical activity and healthy eating habits, on the other hand, can significantly reduce these risks. Access to education, resources, and routine preventative care—such as screenings and vaccinations—helps individuals identify and address health risks earlier.

Sexually transmitted infections (STIs) continue to be a significant public health concern as well, with rising rates seen across many age groups. Routine testing, early treatment, and preventive practices can greatly reduce the spread and impact of these infections.

Together, these health behaviors paint a broader picture of a community's health and its access to preventative services. By addressing unhealthy habits and promoting early intervention, communities can work toward improving long-term health outcomes for all residents.

Source: 2021, 2022, 2023 California Health Interview Survey, accessed on October 7th, 2025

Healthy Behaviors - Obesity & Exercise

Overweight:		
	Butte County	California
Adults, ages 20 and older	32.6%	34.2%
Teens, ages 12-17†	*20.9%	15.5%
Children, ages younger than 12	16.3%	14.9%

Source: 2021, 2022, 2023 California Health Interview Survey, accessed on October 7th, 2025

Maintaining a healthy weight is essential for preventing chronic disease and supporting overall wellness. High rates of overweight individuals can serve as an early indicator of future health concerns, as they often precede rising obesity rates in a community. Addressing this issue through education, nutrition, and access to preventive care is key to promoting healthier lifestyles and reducing the long-term burden of disease.

Obesity:		
	Butte County	California
Adults, ages 20 and older	27.9%	29.1%
Teens, ages 12-17†	*15.6%	17.8%

Source: 2021, 2022, 2023 California Health Interview Survey, accessed on October 7th, 2025

Staying active is one of the most effective ways to maintain a healthy weight, reduce the risk of chronic disease, and improve overall well-being. Having access to safe and convenient places to be active—like parks, sidewalks, and recreation centers—can make a big difference in how often people exercise.

On the other hand, spending too much time sitting, watching TV, or on computers and phones can lead to weight gain and other preventable health problems. Encouraging opportunities for movement throughout the day—both at home and in the community—supports better long-term health.

Healthy People 2030 highlights the importance of helping more adults get regular physical activity and reducing the amount of time spent being inactive. These goals emphasize the need for communities to make it easier for everyone to stay active and healthy.

Access to Exercise:

	Percent
Butte County	82%
California	94%

Source: 2021, 2022, 2023 California Health Interview Survey, accessed on October 7th, 2025

Residents Who Are Inactive:

	Percent
Butte County	20%
California	20%

Source: 2021, 2022, 2023 California Health Interview Survey, accessed on October 7th, 2025

Healthy Behaviors - Sexually Transmitted Infections

Sexually transmitted infections (STIs) continue to be an important public health concern in Butte County. Recent reports indicate that rates of chlamydia, gonorrhea, and syphilis have generally declined over the past few years, though certain forms of syphilis, including congenital and early latent syphilis, remain areas of concern.

Trends from previous years show that women in the county account for a higher proportion of syphilis cases, while gonorrhea rates are more evenly distributed between men and women. Statewide, the highest rates of many STIs are observed among young adults, particularly those aged 20 to 34.

While demographic breakdowns for 2023 are not yet available, these patterns highlight the ongoing need for prevention, education, and access to screening and treatment services. A chart below provides a detailed view of the most recent STI rates in Butte County.

Sexually Transmitted Infections, Cases & Rates:

	Butte County				California	
	Cases		Rate		Rate	
	2021	2023	2021	2023	2021	2023
Chlamydia	1,036	1,007	502.6	489.2	486.6	489.7
Gonorrhea	466	274	226.1	133.1	231.4	189.7
Primary and secondary syphilis	98	72	47.5	35.0	22.4	16.3
Early latent syphilis	25	38	12.1	18.5	21.4	19.1
Late/unknown duration syphilis	60	56	29.1	27.2	34.6	46.5
Congenital syphilis by year of birth	3	5	156.7	245.6	121.5	128.9

Source: California Department of Public Health, STD Control Branch, 2023 STD Surveillance Report.

Mental Health Issues

Mental health continues to be one of the most significant health concerns in Butte County. Access to behavioral health services, the availability of mental health professionals, and community awareness all play key roles in supporting emotional well-being. While progress has been made in expanding local resources, many residents continue to face barriers such as limited provider availability, cost of care, and stigma associated with seeking help.

The impacts of mental health challenges are far-reaching, influencing physical health, family stability, and community safety. Depression and anxiety remain among the most commonly reported conditions, while issues related to substance use and stress have increased in recent years.

Ongoing collaboration between healthcare providers, schools, and community organizations is essential to improving access to timely and effective mental health services. The following tables highlight key indicators related to mental health needs, access to care, and local utilization trends.

Mental Health Indicators - Adults:

	Butte County	California
Adults who likely had serious psychological distress	21.2%	15.2%
Needed help for emotional-mental health problems and/or use of alcohol-drug issues	29.9%	23.7%
Sought help and received treatment	65.6%	55.4%
Sought/needed help but did not receive treatment	34.4%	44.6%

Source: 2021, 2022, 2023 California Health Interview Survey, accessed on October 7th, 2025

Serious Thought of Committing Suicide - Adults:

	Butte County	California
Adults, ages 18-64, ever seriously thought about committing suicide	31.1%	18.7%
Senior adults, ages 65 and older, ever seriously thought about committing suicide	11.3%	9.5%

Source: 2021, 2022, 2023 California Health Interview Survey, accessed on October 7th, 2025

Mental Health Indicators - Teens:

	Butte County	California
Likely had serious psychological distress	28.1%	31.1%
Needed help for emotional or mental health problems	41.1%	33.6%
Received psychological or emotional counseling	14.8%	18.7%

Source: 2021, 2022, 2023 California Health Interview Survey, accessed on October 7th, 2025

Serious Thought of Committing Suicide - Teens:

	7 th Grade	9 th Grade	11 th Grade
Butte County	17%	19%	18%
California	14%	15%	16%

Source: California Healthy Kids Survey, Public Dashboards, 2021-2023

These statistics highlight ongoing mental health challenges within Butte County. Adults in the county report higher rates of thoughts of suicide compared to the state average, underscoring the importance of accessible and effective behavioral health services for this population. Among teens, the need for support is equally pressing: a significant portion have sought help for emotional or mental health concerns, and approximately one in four report having thoughts of suicide. These findings emphasize the critical need for prevention, early intervention, and expanded access to mental health resources for residents of all ages.

Substance Abuse

Substance abuse remains a pressing challenge in Butte County, impacting the health, safety, and well-being of residents across all age groups. Use of alcohol, tobacco, and other drugs contributes not only to chronic health conditions but also to accidents, injuries, and social consequences that affect families and communities.

Tracking patterns of substance use is essential to identify areas of greatest need and to develop effective prevention, intervention, and treatment strategies. Access to treatment programs, counseling services, and community support systems is critical in helping residents reduce or overcome substance-related risks.

The following tables present local data on alcohol, tobacco, and illicit drug use, along with associated treatment and prevention needs, providing insight into trends and informing community health planning.

Substance Abuse - Alcohol

Binge drinking is defined as consuming a large amount of alcohol in a short period—five or more drinks for males or four or more drinks for females in a single occasion. Rates of binge drinking in Butte County exceed the state average for both adults and teens. While the county meets the Healthy People 2030 target for adult binge drinking, ongoing education and prevention efforts remain important to reduce the risks associated with excessive alcohol consumption, including accidents, injuries, and long-term health issues.

Alcohol Consumption / Binge Drinking - Adults:

	Butte County	California
Reported binge drinking in the past month	21.1%	18.5%

Source: 2021, 2022, 2023 California Health Interview Survey, accessed on October 7th, 2025

Alcohol Consumption / Binge Drinking - Teen:

	Butte County	California
Teen binge drinking, past month	*6.2%	4.4%
Teen ever had an alcoholic drink	20.1%	22.3%

Source: 2021, 2022, 2023 California Health Interview Survey, accessed on October 7th, 2025

Alcohol use continues to be a concern in Butte County, with both teens and adults reporting higher rates of binge drinking compared to the state average. Excessive alcohol consumption increases the risk of accidents, injuries, liver disease, and other chronic health conditions. These statistics highlight the need for community-based prevention programs, education on responsible drinking, and accessible treatment resources to reduce the harmful effects of alcohol use in the county.

Substance Abuse - Tobacco

Although progress has been made in reducing tobacco use, it remains a concern in Butte County. Smoking and the use of other tobacco products, including e-cigarettes, continue to affect residents' health, increasing the risk of serious conditions such as heart disease, respiratory illnesses, and certain cancers. Expanding access to prevention programs, education, and cessation support is key to helping individuals quit and promoting a healthier community overall.

Cigarette Smoking - Adults:

	Butte County	California
Current smoker	9.3%	6.1%
Former smoker	24.2%	19.7%
Never smoked	66.5%	74.3%
Thinking about quitting in the next 6 months	67.4%	64.7%
Ever smoked an e-cigarette (all adults 18-65)	34.4%	20.0%
Smoked an e-cigarette in the past 30 days	9.8%	5.0%

Source: 2021, 2022, 2023 California Health Interview Survey, accessed on October 7th, 2025

Cigarette Smoking - Teens:

	Butte County	California
Current cigarette smoker	*3.5%	0.7%
Smoked an e-cigarette in the past 30 days	*7.5%	3.1%

Source: 2021, 2022, 2023 California Health Interview Survey, accessed on October 7th, 2025

Tobacco use in Butte County remains a concern, with adult smoking rates higher than the state average, though the county also sees a notable proportion of residents who have successfully quit. Among teens, e-cigarette and traditional cigarette use are significantly higher than statewide rates, reflecting a concerning trend in youth nicotine exposure. These patterns emphasize the ongoing need for prevention programs, education, and support for cessation to protect both adult and teen populations from the long-term health risks associated with tobacco use.

Substance Abuse - Drug Use

The use of recreational and prescription drugs continues to affect the health and safety of residents in Butte County. Substances such as marijuana and opioids present unique challenges, ranging from impaired daily functioning to serious long-term health consequences. Understanding patterns of use within the community is critical for developing targeted prevention, education, and treatment programs. Access to counseling, treatment facilities, and harm reduction strategies plays a vital role in minimizing the impact of drug use on individuals and the broader community.

Marijuana Use - Adults:

	Butte County	California
Used marijuana within the past month	32.7%	17.0%
Used marijuana within the past year but not within the past month	11.7%	8.1%

Source: 2021, 2022, 2023 California Health Interview Survey, accessed on October 7th, 2025

Marijuana Use - Teens:

	7th Grade	9th Grade	11th Grade
Butte County	3%	8%	16%
California	2%	6%	12%

Source: 2021, 2022, 2023 California Health Interview Survey, accessed on October 7th, 2025

Marijuana use in Butte County is higher than average among adults, with roughly one-third of the population reporting use. Among teens, use often begins as early as 7th grade and tends to increase sharply with age, nearly doubling every two years. These patterns highlight the importance of early prevention, education, and awareness programs to help reduce use among youth and support informed, responsible choices within the community.

Substance Abuse - Opioid Use

Opioid use, including both prescription pain relievers and illicit opioids, remains a critical public health concern in Butte County. These substances carry a high risk of addiction, overdose, and long-term health complications. Tracking patterns of opioid use helps identify populations at risk and informs strategies for prevention, treatment, and harm reduction. Community education, access to treatment programs, and safe prescribing practices are essential components of reducing the impact of opioids on individuals and families across the county.

Opioid Related Hospital Visits:

	Butte County	California
Hospitalization rate for opioid overdose (excludes heroin)	45.1	15.0
ER visits for opioid overdose (excludes heroin)	87.9	58.7
Opioid prescriptions, per 1,000 persons	526.5	296.0

Source: CA Department of Public Health, California Opioid Overdose Surveillance Dashboard, 2025; data from 2023.

Substance use continues to be a major public health concern in Butte County, affecting residents of all ages. Alcohol, tobacco, and marijuana use remain higher than state averages among both adults and teens, highlighting the ongoing need for education, prevention programs, and early intervention. Opioid use poses a particularly urgent challenge: hospitalizations due to opioid overdose are nearly three times higher than the California average, emergency room visits are about double, and prescription rates are nearly twice the statewide level. These trends emphasize the critical need for comprehensive community strategies—including prevention, treatment, harm reduction, and education—to reduce substance-related risks and protect the health and safety of the entire county.

Evaluation of the Community Needs

Health Assessment

The 2025 Community Health Needs Assessment (CHNA) for Butte County provides a comprehensive snapshot of the health status, needs, and resources within our community. By analyzing demographic data, health indicators, and service access patterns, this assessment identifies both strengths and areas requiring targeted interventions to improve population health outcomes.

Population and Socioeconomic Overview

Butte County's population is diverse in age, income, and household composition, with notable socioeconomic disparities that influence health outcomes. While many residents have access to healthcare services, income and educational gaps correlate with differences in preventive care utilization and chronic disease prevalence. The Healthy Places Index (HPI) highlights areas within the county with higher socioeconomic vulnerability, emphasizing the need for targeted outreach and support programs. These findings underscore that equitable healthcare access and community resources remain central to improving health outcomes across all populations.

Access to Care

Access to primary care, specialty care, and behavioral health services continues to be a critical concern. While insurance coverage is generally consistent with state averages, provider ratios indicate ongoing gaps in primary care and mental health services. Residents report challenges obtaining timely appointments, and delays in care persist due to limited availability or logistical barriers. Emergency room utilization patterns further suggest that gaps in routine and preventive care may be contributing to increased reliance on acute care services. Strengthening access to primary care and behavioral health services is essential to meet community needs, prevent avoidable hospitalizations, and support overall well-being.

Preventive Practices and Health Behaviors

Preventive care is vital to reducing chronic disease risk and improving long-term health outcomes. While many residents participate in routine screenings, vaccinations, and wellness visits, disparities remain in both access and utilization. Health behaviors such as obesity, physical inactivity, tobacco use, alcohol consumption, and early initiation of substance use pose significant risks. For example, Butte County exhibits higher-than-average rates of overweight and obesity, lower engagement in physical activity, and elevated rates of teen and adult binge drinking, smoking, and marijuana use compared to state averages. These trends highlight the ongoing need for educational programs, access to preventive services, and community initiatives that promote healthy behaviors.

Mental Health

Mental health challenges remain prevalent among both adults and teens in the county. Adults report higher-than-average thoughts of suicide compared to the state, while a substantial portion of teens have sought help for emotional or mental health concerns, with approximately one in four reporting thoughts of suicide. These findings emphasize the urgent need for accessible mental health services, early intervention programs, and public awareness campaigns to reduce stigma and encourage help-seeking. Enhancing behavioral health infrastructure and ensuring culturally competent care are key strategies for addressing these critical needs.

Substance Abuse

Substance use—including alcohol, tobacco, marijuana, and opioids—represents a significant community health issue. Adults and teens in Butte County report higher rates of alcohol and tobacco use than the state average, while teen e-cigarette and cigarette use is particularly concerning. Marijuana use is widespread among adults and begins early among teens, nearly doubling every two years in adolescence. Opioid use presents a severe public health challenge, with hospitalizations for overdose nearly three times the state average, emergency room visits about double, and prescriptions nearly twice the statewide rate. These trends demonstrate the need for comprehensive prevention, treatment, education, and harm reduction strategies to mitigate the short- and long-term impacts of substance use on the community.

Overall Evaluation

The CHNA findings indicate that Butte County faces persistent challenges across multiple domains: socioeconomic disparities, gaps in access to care, preventive health shortfalls, elevated risk behaviors, mental health needs, and substance abuse. At the same time, there are positive indicators: a significant portion of adults have quit smoking, some preventive care benchmarks are being met, and community awareness initiatives are ongoing.

Taken together, this assessment highlights several priorities for intervention:

- Expand access to primary care and behavioral health services, particularly in areas identified as high need through HPI and provider ratio analysis.
- Increase preventive care participation by promoting screenings, vaccinations, wellness visits, and healthy lifestyle programs.
- Target health education and risk reduction programs for adults and teens addressing substance use, obesity, nutrition, and physical activity.
- Enhance mental health resources and early intervention programs to reduce suicide risk and support emotional well-being across all age groups.
- Strengthen community partnerships with local organizations, schools, and public health entities to implement coordinated prevention and intervention efforts.

This CHNA provides a robust foundation for the development of actionable strategies to improve health outcomes across Butte County. By addressing identified gaps and leveraging existing community strengths, Orchard Hospital and its partners can implement programs that are equitable, targeted, and effective, ultimately fostering a healthier, more resilient population.

Supporting Documents - Survey

2025 Community Needs Assessment

Please take a moment to complete the survey below. Your feedback is important in helping us understand the most pressing health concerns facing our community here in Butte County. Orchard Hospital will use the results to identify key community needs and guide future actions to improve local health services.

* Indicates required question

Where do you go for routine healthcare *

- ☐ Primary Care Physician
- ☐ Urgent Care
- ☐ ER
- ☐ Other
- ☐ None

Are there issues that prevent you from accessing healthcare *

- ☐ Language Barriers
- ☐ Don't Know How To Find Doctors
- ☐ No Insurance
- ☐ Other Barriers
- ☐ No Barriers

In the following list, what do you think are the three most important factors for a "Healthy Community" (PLEASE ONLY SELECT 3) *

- ☐ Good Place To Raise Children
- ☐ Low Crime / Safe Neighborhoods
- ☐ Low Level Of Child Abuse
- ☐ Good Schools
- ☐ Access To Health Care
- ☐ Parks And Recreation
- ☐ Arts And Cultural Events
- ☐ Good Jobs And Healthy Economy
- ☐ Strong Family Life
- ☐ Healthy Behaviors And Lifestyle
- ☐ Low Death And Disease Rates
- ☐ Religious Or Spiritual Values

In the following list, what do you think are the three most important health problems in our community (PLEASE ONLY SELECT 3) *

- ☐ Aging Problems
- ☐ Cancer
- ☐ Child Abuse / Neglect
- ☐ Dental Problems
- ☐ Diabetes

- ☐ Domestic Violence
- ☒ Firearm Related Injuries
- ☐ Motor Vehicle Crash Injuries
- ☐ Respiratory / Lung Disease
- ☐ Suicide
- ☐ Heart Disease And Stroke
- ☐ High Blood Pressure
- ☐ HIV / AIDS
- ☐ Homicide
- ☐ Death
- ☐ Infectious Diseases (e.g. Hepatitis, TB, etc.)
- ☐ Mental Health Issues
- ☐ Rape / Sexual Assault
- ☐ Other: _____

In the following list, what do you think are the three most important risky behaviors in our community (PLEASE ONLY SELECT 3) *

- ☐ Alcohol Abuse
- ☐ Being Overweight
- ☐ Dropping Out Of School
- ☐ Drug Abuse
- ☐ Lack Of Exercise

- ☐ Lack Of Exercise
- ☐ Poor Eating Habits
- ☐ Not Getting Vaccines To Prevent Disease
- ☐ Tobacco Use
- ☐ Not Using Birth Control
- ☐ Not Using Seat Belts / Child Safety Seats
- ☐ Unsafe Sex
- ☐ Other: _____

How would you rate our community as a healthy community *

Very Unhealthy 1 2 3 4 5 Very Healthy

☐ ☐ ☐ ☐ ☐

How would you rate your own personal health *

Very Unhealthy 1 2 3 4 5 Very Healthy

☐ ☐ ☐ ☐ ☐

Approximately how many hours per month do you volunteer your time to community service. *

Approximately how many hours per month do you volunteer your time to community service. *

0 1 2 3 4 5 6 7 8 9 10

Hours ☒ ☐ ☐ ☐ ☐ ☐ ☐ ☐ ☐ ☐ ☐ Hours

Zip code where you live *

Your answer _____

Age *

- ☐ 25 or younger
- ☐ 26-39
- ☐ 40-54
- ☐ 55-64
- ☐ 65+

Sex *

- ☐ Male
- ☐ Female
- ☐ Prefer not to say

Ethnic group you most identify with *

☐ African American / Black

☐ Asian / Pacific Islander

☐ Hispanic / Latino

☐ Native American

☐ White / Caucasian

☐ Other: _____

Marital status *

☐ Married / Co-Habiting

☐ Not Married / Single

Education *

☐ Some High School

☐ High School Diploma or GED

☐ College Degree Or Higher

☐ Other: _____

Household Income *

- ☐ Less than \$25,000
- ☐ \$25,000 to \$49,999
- ☐ \$50,000 to \$74,999
- ☐ Over \$75,000

How do you pay for your health care? (check all that apply) *

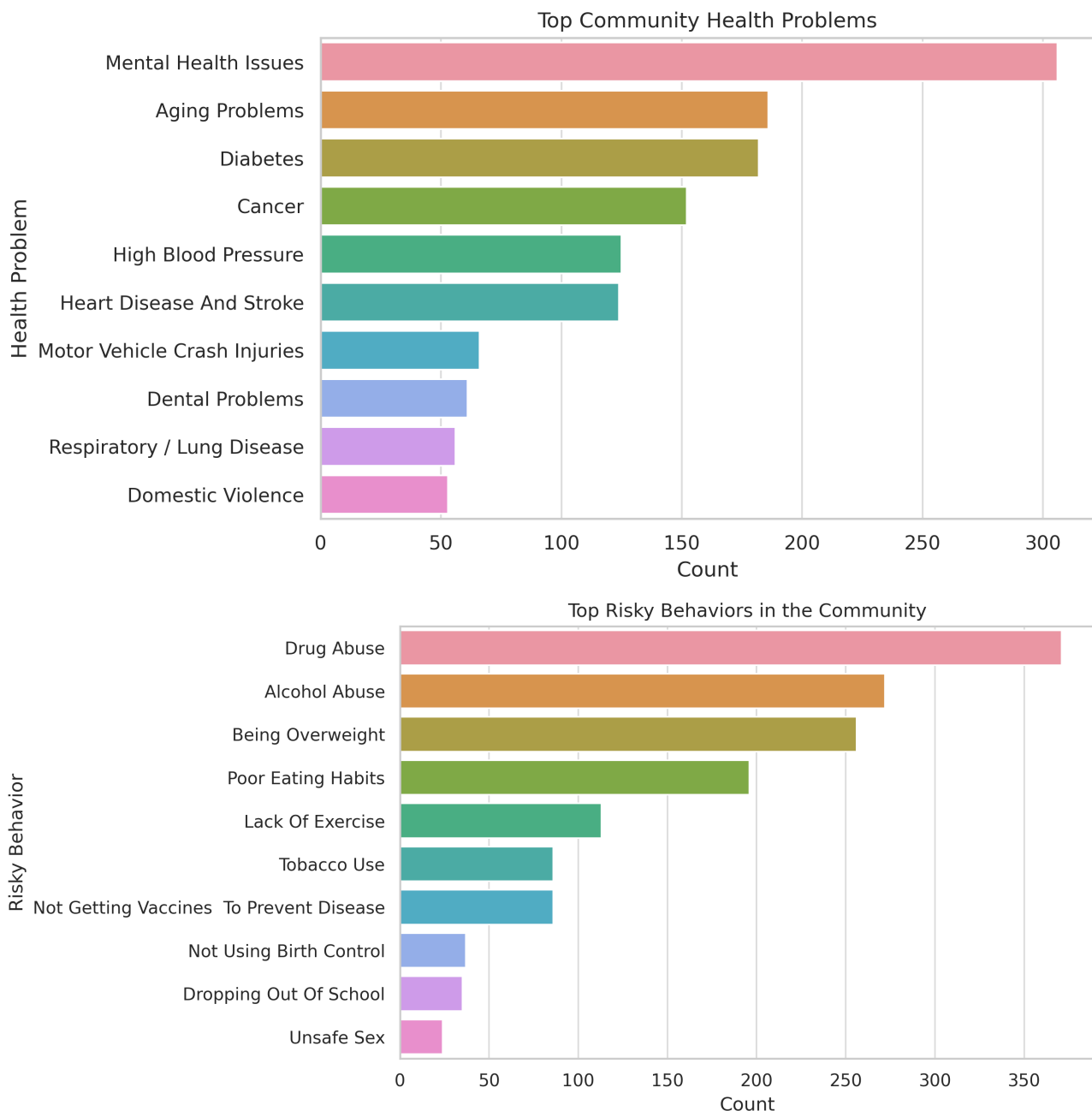
- ☐ Pay Cash (no insurance)
- ☐ Private Health Insurance
- ☐ Medi-Cal
- ☐ Medicare
- ☐ Veterans Administration
- ☐ Indian Health Services
- ☐ Partnership
- ☐ Other: _____

Additional Feedback

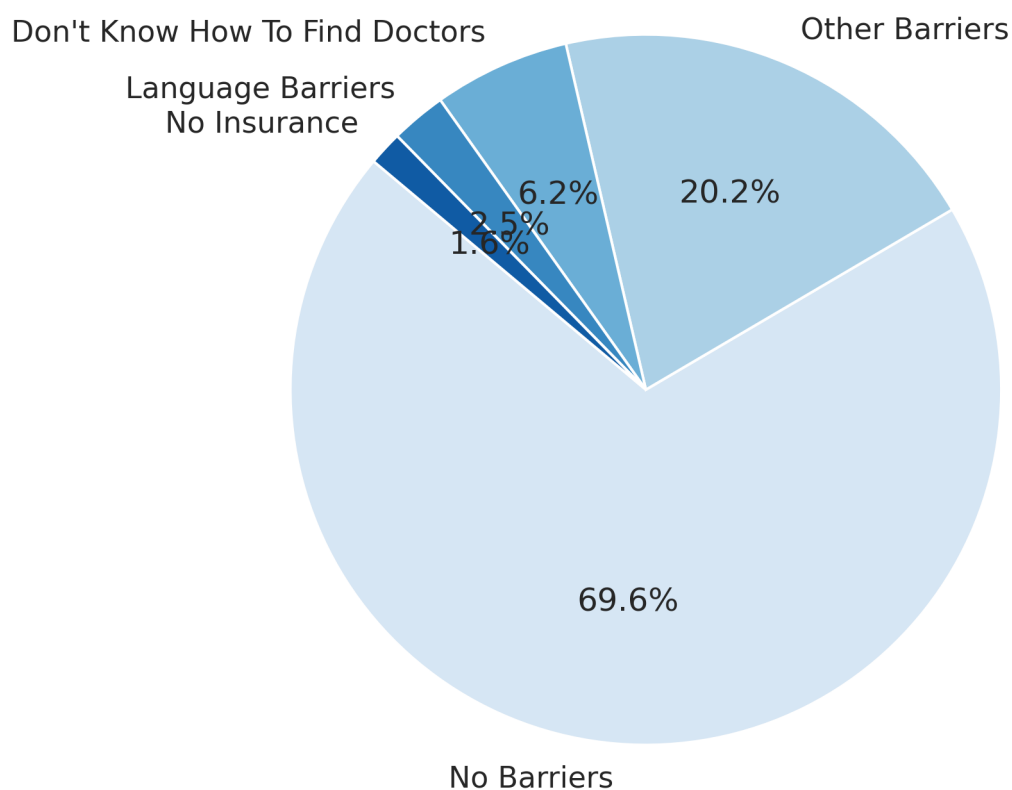
Your answer _____

Supporting Documents - Survey Results

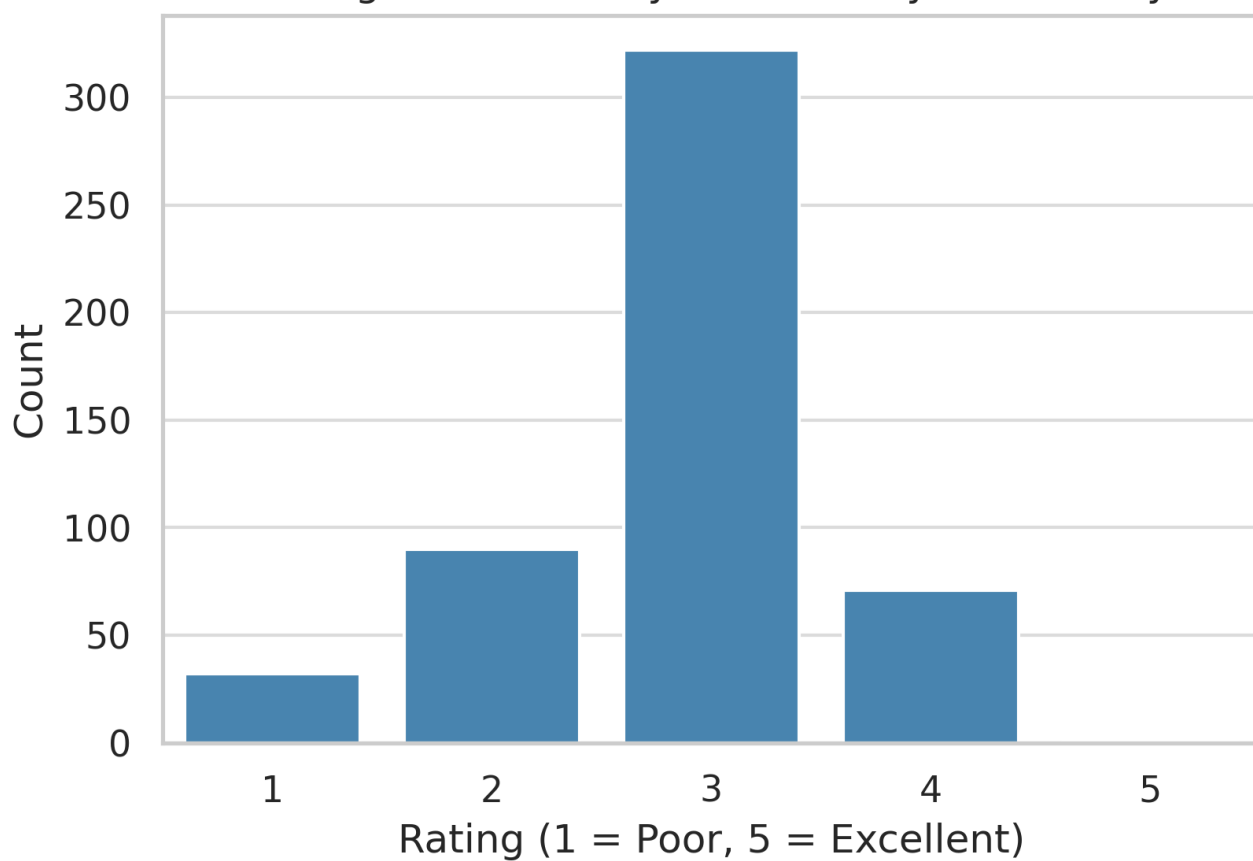
We sincerely thank all members of our community who took the time to complete our survey. Your input provides invaluable insight into the health needs, priorities, and concerns of Butte County residents. The feedback we received has helped us develop a clearer understanding of the community's strengths and challenges, informing the strategies and initiatives outlined in this CHNA. By sharing your perspectives, you have played a vital role in shaping the future of health programs and services in our community.



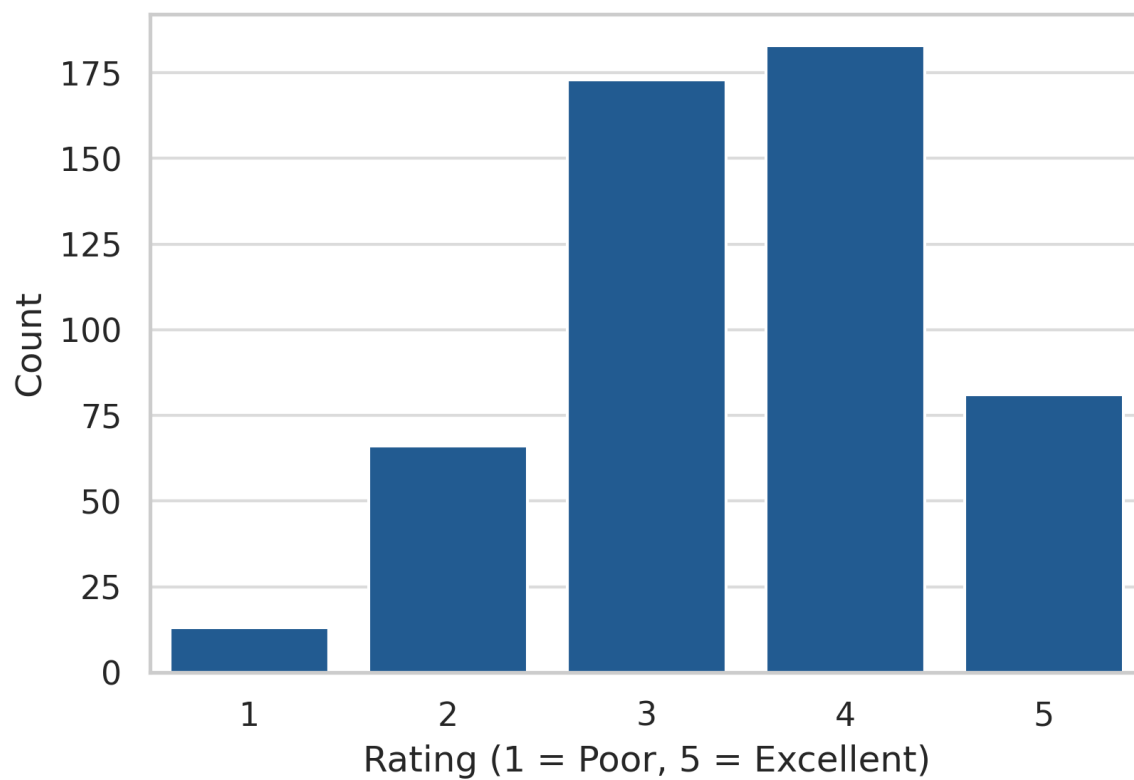
Barriers to Accessing Healthcare



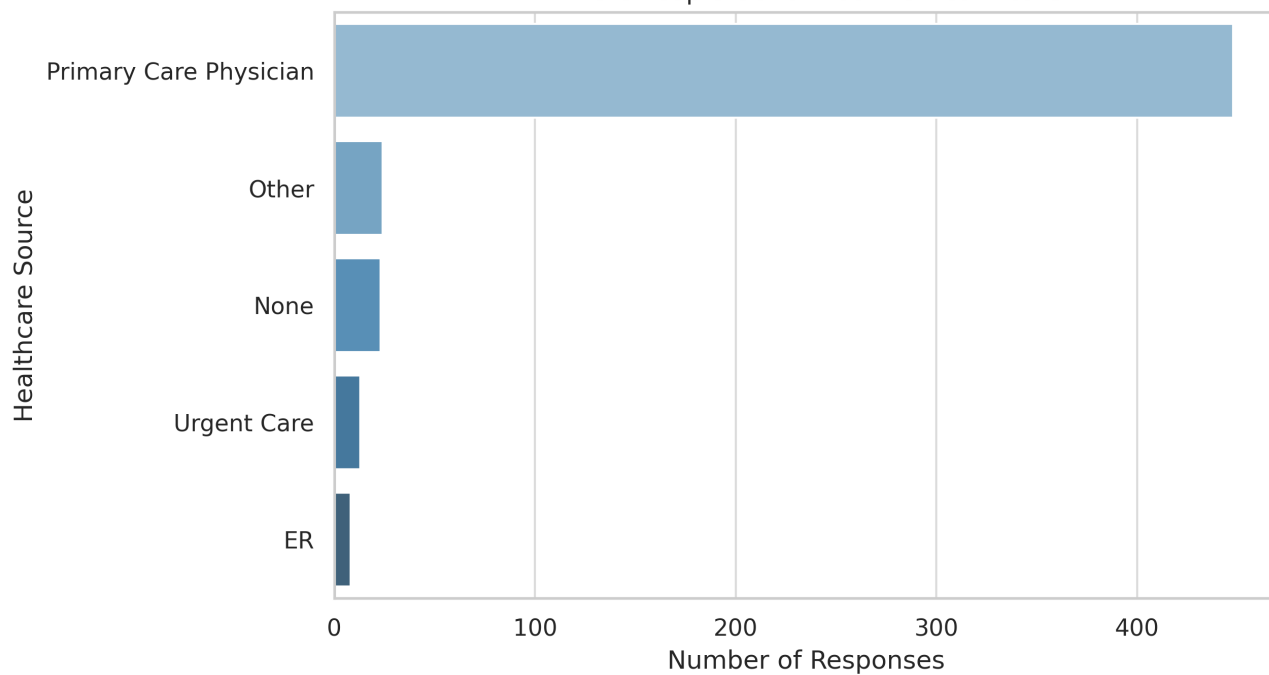
Rating of Community as a Healthy Community

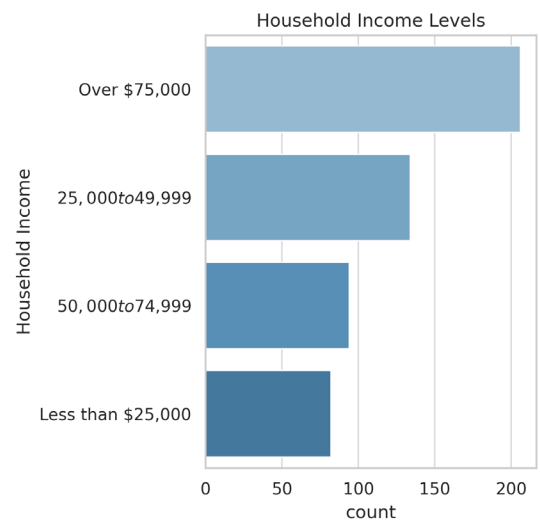
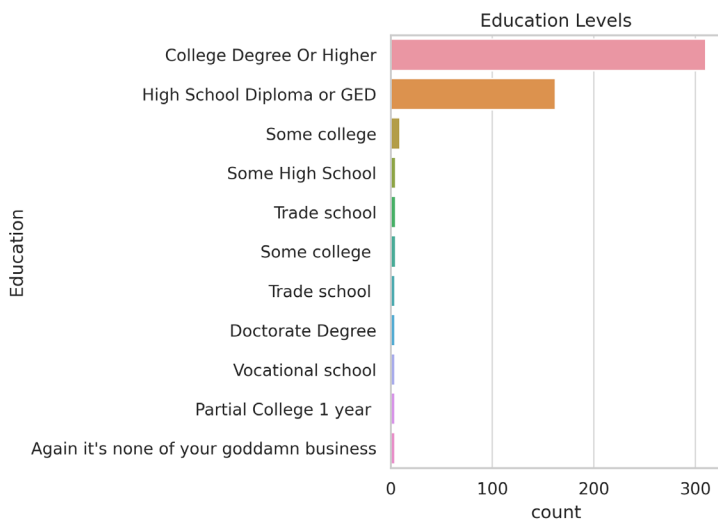
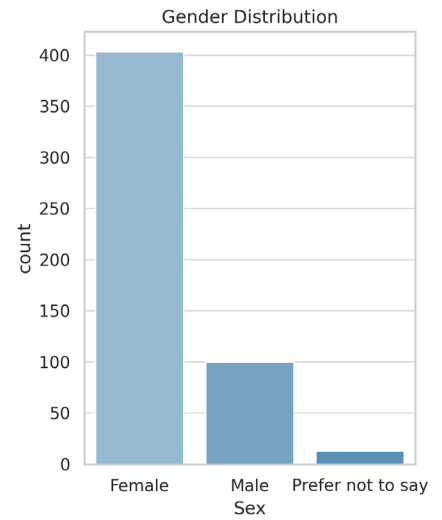
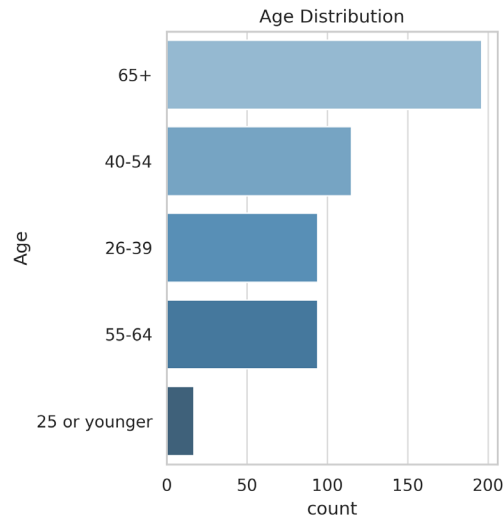


Self-Rated Personal Health



Where People Go for Routine Healthcare





Supporting Documents - Media Coverage

To ensure broad community participation, a digital survey was created and distributed in both English and Spanish. The survey link was shared through multiple channels, including publication in the local newspaper, distribution at community events, and postings throughout key local areas such as libraries, schools, and community centers. These efforts were designed to reach a diverse cross-section of residents and gather meaningful input that reflects the needs and priorities of the entire community.



Community Needs Assessment Evaluación de Necesidades de la Comunidad

Help us improve healthcare in your community. Your feedback shapes the services we provide.

Ayúdenos a mejorar la atención médica en su comunidad. Su opinión guía los servicios que ofrecemos.



Please Visit Our Survey Link

**Por favor, visite nuestro enlace de encuesta.
linkin.bio/orchardhospital**

Or Scan the QR Code

O escanee el código QR.



Community Needs Assessment

A Community Needs Assessment helps us understand the healthcare needs and concerns of our community. Your feedback is essential in shaping the services we provide to better serve you and your family.



**Please Visit Our
Survey Link**

<https://tinyurl.com/2cvv7wx6>

Or Scan the QR Code